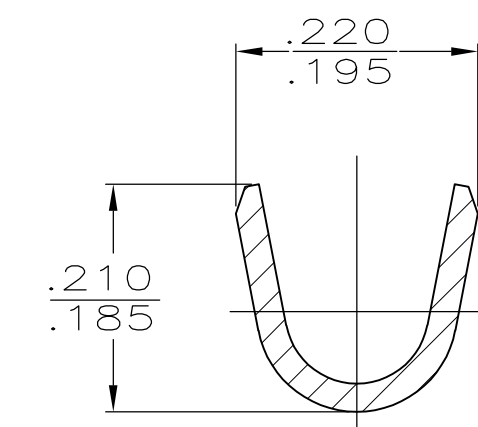
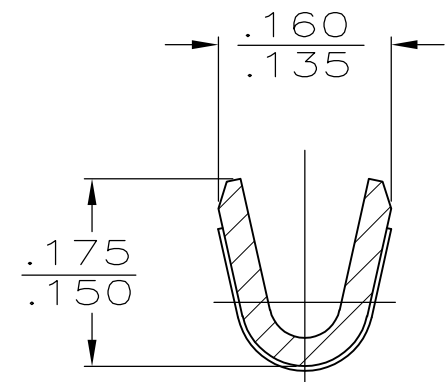
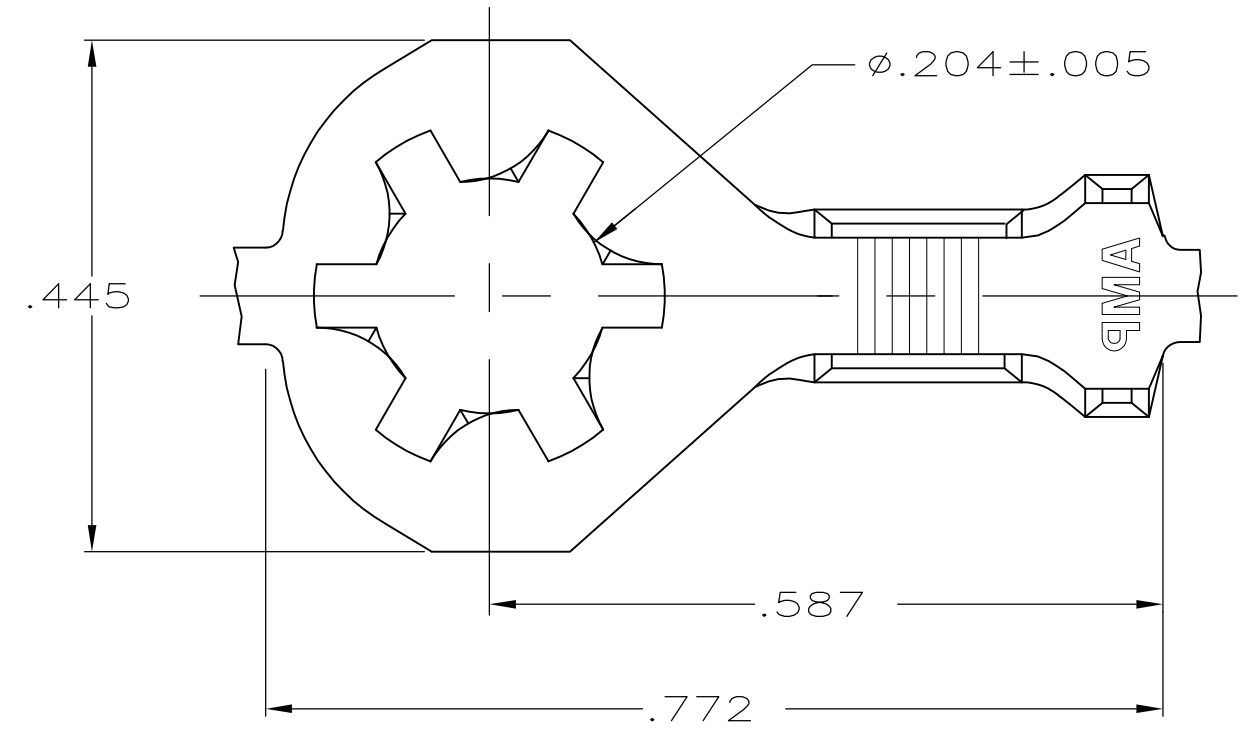


THIS DRAWING IS UNPUBLISHED. RELEASED FOR PUBLICATION
 © COPYRIGHT - By - ALL RIGHTS RESERVED.

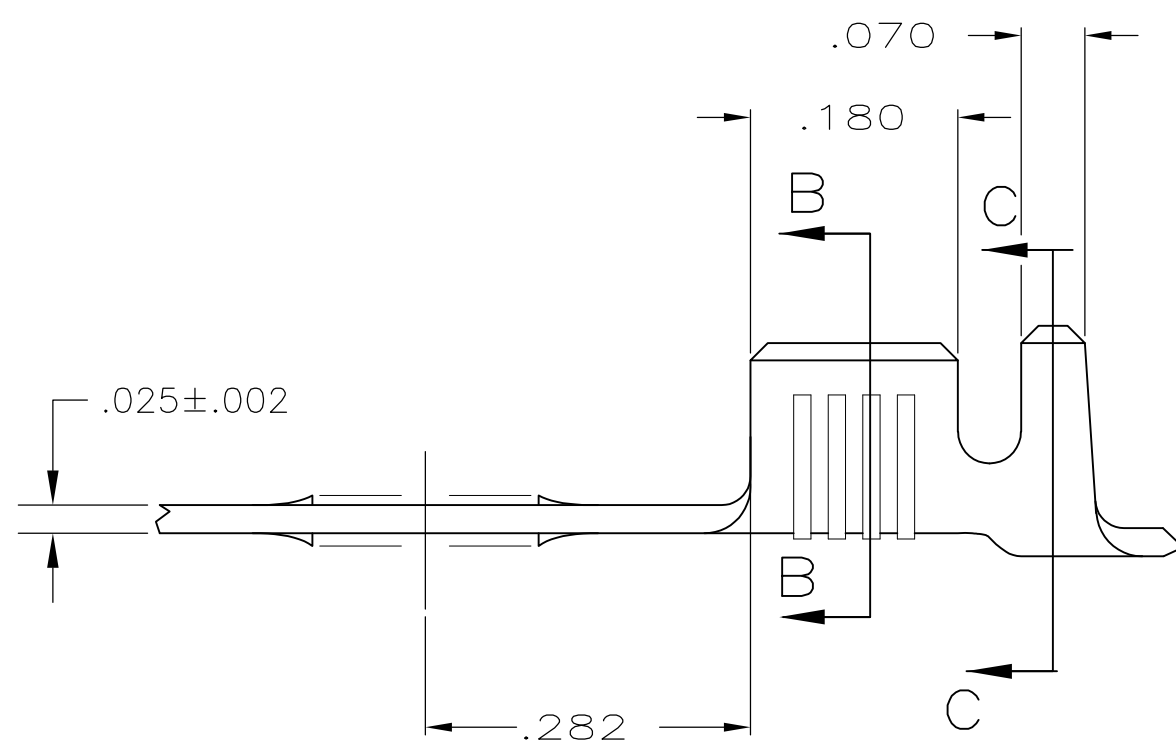
LOC	DIST	REVISIONS			
P	LTR	DESCRIPTION	DATE	DWN	APVD
AF	50	P5	REVISED PER ECR-15-010442	14JULY2015	PK TD



SECTION B-B

SECTION C-C

- 1 CONTINUOUS STRIP ON REELS
- 2 TIN PLATING.
- 3 WIRE SIZE IS #18-#14 AWG
- 4 INSULATION RANGE IS .105-.145 DIA
- 5 INTERLEAVING PAPER
- 6 PRELIMINARY - NOT FOR PRODUCTION



5	MADE FROM 61795-3	1-61795-0		
5	MADE FROM 61795-1	61795-9		
5	2	T2 STEEL	6	61795-7
		H04 BRASS		61795-6
		H04 BRASS		61795-3
	OBSOLETE			61795-2
		T2 STEEL		61795-1
	FINISH	MATERIAL		PART NO.

THIS DRAWING IS A CONTROLLED DOCUMENT.		DWN 5/15/87 D HOLLINGSWORTH	STE TE Connectivity	
		CHK 11/23/87 G YETTER		
		APVD 12/2/87 R FRANTZ	NAME	
DIMENSIONS: INCHES		PRODUCT SPEC	RING	
TOLERANCES UNLESS OTHERWISE SPECIFIED:		APPLICATION SPEC	RESTRICTED TO	
0 PLC ± -		WEIGHT -	SIZE A3	CAGE CODE 00779
1 PLC ± -			DRAWING NO C-61795	
2 PLC ± -			SCALE 6:1	SHEET 1 OF 1
3 PLC ± .015			REV P5	
4 PLC ± -				
ANGLES ± -				
MATERIAL SEE TABLE	FINISH SEE TABLE	CUSTOMER DRAWING		